



# **FIXER**

## **Liquid Waterproofing**



# **Product Selector & Quick Installation Guide**

**A Hybrid Polymer Liquid Waterproofing System**

# An Introduction to the **FIX-R** Liquid Waterproofing System

FIX-R Liquid Waterproofing represents a breakthrough in cold applied liquid waterproofing. Employing a unique, Alpha Hybrid technology developed in Germany, FIX-R Liquid Waterproofing offers the UK a cold applied seamless liquid waterproofing membrane that is totally non-hazardous, is completed in one pass and designed with the Northern European climate in mind.

It is fully reinforced with a polyester membrane and cures naturally through contact with moisture in the atmosphere.

Alpha Hybrid chemistry is a mixture of silicon and polyurethane, giving this product a combination of the excellent UV resistance and flexibility of silicon, along with the tough adhesion and strength of polyurethane.

## **FIX-R Liquid Waterproofing is ideal for use on:**

- Small scale or large commercial projects, whether they are new or refurbishments
- Flat roofs, balconies, terraces and walkways
- Gutters
- Profile roofs
- Complex detailing, up-stands, penetrations and terminations
- Over-coating failed single ply or existing coatings

## **Why **FIX-R****

We not only ensure that our products are fit for purpose and meet regulatory requirements, but meet your standards of usability and quality. This is achieved through our close relationships with manufacturers, technical understanding of the marketplace and continued investment in finding the right solution for the job in hand.

You can purchase FIX-R products with the confidence that we will be here to support you now and in the future, as we:

- Offer impartial advice
- Support customers with technical advice in branch and on-site
- Work with trade associations, training and testing organisations
- Have an in depth understanding of market and legislative compliance
- Stock the best products from market leading manufacturers

FIX-R can commit to these goals as we have the backing of our parent group, SIG plc, a FTSE 250 listed company.

# What makes **FIX-R** Liquid Waterproofing the right choice for you:

- The wet-on-wet application technique is quick and simple and makes the roof instantly waterproof
- Water repellent on application
- Single liquid component means no catalyst is required and therefore no wastage
- Bonds to most conventional roof substrates without the need for a primer
- Can be applied at temperatures above 0°C and rising
- Ideal for roofs with complex details
- Non-hazardous - low odour with no solvents
- Fully reinforced with polyester fabric
- Minimum wastage – unused product can be stored and reused\*
- UV stable
- Excellent fire rating (Broof (T4))
- New - FIX-R Jointing Tape for board and insulation joints makes surface instantly weather tight
- 15 year product warranty available

\*sealed and stored between 4°C - 32°C

## System Components

### Products:


- FIX-R Liquid Waterproofing
- FIX-R Fabric

### Ancillaries:

- FIX-R Stain Blocker
- FIX-R Jointing Tape

### Tools Required:

- Paint Roller
- Scissors
- Brush
- Gloves



A Hybrid Polymer Liquid Waterproofing System

# FIX-R System Components

## FIX-R Liquid Waterproofing

The FIX-R Liquid Waterproofing System is a one-component liquid waterproofing system which is isocyanurate free, contains no solvents, has very low volatile organic compounds (VOC), and does not require classification or marking as a hazardous substance.

Fully reinforced with a polyester membrane, it cures through moisture in the atmosphere (touch dry in 45 minutes – 2 hours) and can be applied all year round in temperatures above 0°C and rising.



### Colours:

- Light Grey
- Anthracite

### Sizes:

- 5 Litre
- 15 Litre

## FIX-R Fabric



Use FIX-R Fabric to fully reinforce FIX-R Liquid Waterproofing, creating a flexible and strong waterproofing system.

### Fabric Sizes:

- 25m x 1m (for field area)
- 25m x 250mm (for detailing and upstands etc.)

# FIX-R Ancillary Products

## FIX-R Stain Blocker

FIX-R Stain Blocker is a low viscosity, highly penetrating and cost effective acrylic polymer, which eliminates the risk of migration of asphaltic oils.

- FIX-R Stain Blocker blocks the migration of asphaltic oils eliminating the risk of bleed through
- If the substrate is in poor condition and showing signs of potential leaching, apply a coat of FIX-R Stain Blocker
- All chippings and ballast must be removed from the substrate; the surface must be cleaned thoroughly by power washing and then sealed with FIX-R Stain Blocker



## FIX-R Jointing Tape

FIX-R Jointing Tape is a polyester reinforced self-adhesive tape designed to seal joints and seams on all surfaces prior to the application of the accompanying FIX-R Liquid Waterproofing System. Replacing the need for the 100mm wide reinforcing fabric and liquid application previously used at these joints, FIX-R Jointing Tape saves you time on installation, as well as reduces your overall material costs. The easy peel-off backing makes application as simple as possible.

- Seals joints in insulation and timber decks prior to the application of the Fix-R Liquid Waterproofing System
- Seals telescopic tube fasteners in a mechanically fixed insulation system
- Easy peel-off backing to reveal the self-adhesive surface
- Excellent adhesion to most substrates
- Water resistant immediately after application



Available in rolls of 25m x 100mm

# **FIX-R** Liquid Waterproofing Installation Guide

The FIX-R Liquid Waterproofing System is simple to use, straight from the bucket. Applied by brush or roller it is ideal for flame-free application where access is limited or where large amounts of detailing are required

## **Application Conditions**

- Minimum surface temperature: 0°C and rising
- Maximum surface temperature: 45°C and falling
- FIX-R Liquid Waterproofing can be applied to damp surfaces but not wet surfaces
- Always abrade before over coating

## **Overcoating**

Any areas of FIX-R Liquid Waterproofing that need to be recoated or repaired after the product has had 16 hours or more to cure, must be abraded as follows before over coating:

- 1 Use 60 – 80 grit sand paper.
- 2 Lightly abrade area to be recoated, either by hand or using a random orbital sanding machine. DO NOT USE A BELT SANDER.
- 3 Abrade until the surface of the coating loses its sheen and appears 'dull'.
- 4 Brush loose particles off the product.
- 5 Recoat within 12 hours.
- 6 Do not allow abraded surface to get wet before recoating. If this occurs the process will need to be repeated.

## **Surface & Product Preparation**

Before applying FIX-R Liquid Waterproofing ensure that all surfaces are sound and free from loose materials, oil, grease, algae, mildew or fungal growth. FIX-R Liquid Waterproofing can be applied directly to most substrates without the need for priming. Depending on the condition of certain surfaces and substrates a stain blocker or primer may be required, please contact our Technical Department for advice on 01480 466777.

### **New boards**

- Use FIX-R Jointing Tape on all board joints.

### **Approved Insulation**

- Use FIX-R Jointing Tape on all board joints.

### **Bituminous Membranes**

- Cut and stick down any bubbles and remove any loose chippings or mineral.
- If the substrate is in poor condition and showing signs of potential leaching, apply a coat of FIX-R Stain Blocker.

### Roofing Asphalt

- Remove any bubbles and remove any loose chippings. If chippings are embedded, consider using a recovery board.
- If the substrate is in poor condition and showing signs of potential leaching, apply a coat of FIX-R Stain Blocker.

### Concrete/Screed

- Make sure the concrete is fully cured and check that the moisture content is below 7%.
- If 'gassing' is still occurring, please contact our Technical Department for advice on priming.

### GRP and GRP trims

- Fully abrade the surface prior to application.

### Metal

- Remove any rust and degrease if necessary prior to application.

### Single Ply/EPDM membranes

- Make sure all areas are fully bonded or fixed to the existing roof deck. Use Jointing Tape to repair cuts and tears.
- Perform an Adhesion Test.

### Existing coatings

- Remove any loose or flaky materials to a sound surface. Perform an Adhesion Test, see below.

### PVC pipes and outlets

- Fully abrade the surface prior to application.

Note: Use FIX-R Jointing Tape to repair any gaps in the surface before applying FIX-R Liquid Waterproofing.

## Adhesion Test

It is recommended that at least three test patches are installed at different locations on the roof for all questionable roof substrates to verify adhesion of the FIX-R Liquid Waterproofing System.

Conduct an Adhesion Test as follows:

- 1 Clean areas of the substrate approximately 270mm X 270mm.
- 2 Use a piece of FIX-R Fabric, 250mm X 250mm and approximately 0.5 L of FIX-R Liquid Waterproofing on each test area.
- 3 Apply a layer of liquid coating over each area and embed the fabric.
- 4 Apply a second layer of liquid coating over the fabric and 10mm around the fabric.
- 5 Allow to cure for a minimum of 24 hours but for best results, allow 5 days.
- 6 Check the adhesion by slicing an "X" approximately 150 mm in size near the centre of the test patch.
- 7 Using a spatula, try to remove the material at the centre of the "X".
- 8 Test patches that show good adhesion will release with difficulty and may leave some of the coating on the underlying substrate.
- 9 Test patches that peel up easily with no coating left on the underlying substrate reflect poor adhesion.

If adhesion is in doubt, please contact our Technical Department for further instructions.

## Application Technique

FIX-R Liquid Waterproofing should be applied wet-on-wet with a roller or brush.

- 1 Apply a heavy base coat to the substrate
- 2 Embed the polyester fabric into the base coat
- 3 Apply a heavy top coat to the saturated fabric

The minimum coverage rate is 1.5L/m<sup>2</sup> subject to the substrate and application conditions.

It is recommended that you begin with any detail work first and then apply the field area. All details should be double reinforced with FIX-R Fabric cut to specific patterns for corners, outlets and vent pipes. Use FIX-R Jointing Tape on board and insulation joints and then cover with the full system.

When the fabric overlaps on a flat surface, it must have an overlap of 75mm minimum. On vertical surfaces such as pipes or outlets, it must have an overlap of 50mm minimum.

## Tools Required

- Paint Roller
- Scissors
- Brush
- Gloves

## Drying & Curing

- The system is water repellent on application, however if rain does fall before the waterproofing liquid 'skins' over the surface, it may incur small indents. Should this occur, apply a light overcoat once completely dry to ensure a smooth finish.
- The system will dry or skin over in 45 minutes to 2 hours. Full cure will be reached in 3 to 5 days.

## Clean up

- Uncured FIX-R Liquid Waterproofing can be dissolved with mineral spirits.
- Cured FIX-R Liquid Waterproofing can only be removed mechanically.

## Storage

- Unused product can be kept for the duration of the shelf life by resealing the bucket.
- When re-opening to use, if a skin has formed, simply remove the skin and stir before use. DO NOT stir the skin into the material.



## Flat Roof Application



Surface before application



Prepare the surface: Use jointing tape to cover joins in the surface



Apply FIX-R Liquid Waterproofing



Apply FIX-R Fabric to reinforce




Apply a further coat ensuring 1.5L/m<sup>2</sup> coverage to finish the roof.



Finished roof.

A Hybrid Polymer Liquid Waterproofing System

## Detailed Roof Application



New build with roof light before application



FIX-R Fabric to reinforce



Detailing to roof light reinforced with fabric




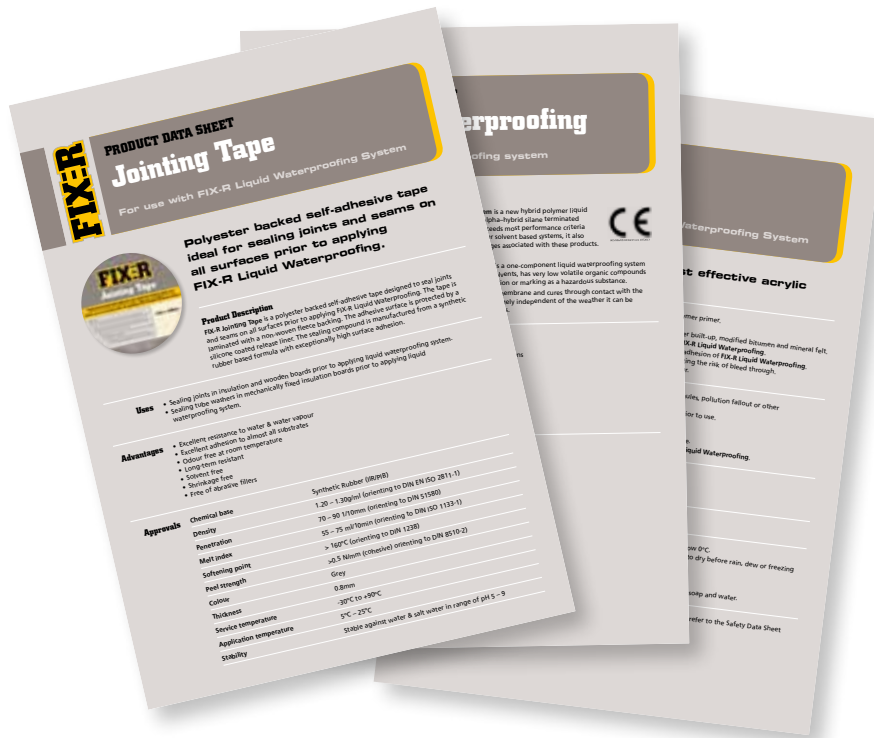
Detailing to roof light with top coat



Finished detailing

For an application  
demonstration visit  
[www.fix-r.co.uk](http://www.fix-r.co.uk)

# FIX-R Liquid Waterproofing Supporting Literature



A Hybrid Polymer Liquid Waterproofing System

FIX-R, Harding Way, St Ives,  
Cambridgeshire, PE27 3YJ

Tel: 01480 466777

Fax: 01480 290133

Email: [info@fix-r.co.uk](mailto:info@fix-r.co.uk)

Website: [www.fix-r.co.uk](http://www.fix-r.co.uk)

All the information in this product sheet is based on practical experience and is published in good faith. However, because we have no control over the manner or conditions in which our products are used, or over work undertaken or end product manufactured by the purchaser, we cannot accept liability for results. Responsibility for ascertaining the suitability of products for their purposes rests with the purchaser. All conditions, representations, statements, warranties or guarantees whatsoever, whether express, implied or statutory, in respect of any goods manufactured, sold or supplied by us are hereby expressly excluded and we accept no liability in respect of any claim for damage or consequential loss caused to any property arising directly or indirectly out of the use of our products or goods. FIX-R reserves the right to change product specifications without notice.  
VERS 3. 05/2017